



Curb Appeal.



Residential Product Line

Quality People. Quality Products.



Welcome to Haas Door, a family owned and operated company. We value our customers and manufacture our garage doors with the highest quality workmanship and raw materials.

Our method is simple. We hire quality people driven to produce quality products. We call ourselves "The Haas Door Family" and that's the way we operate.

As you read forward, allow us to open a door to endless possibilities for you!

haasdoor.com



Contents

5000 Series	p 2-3
Insulated Aluminum / 2" thick / R-17.66	
Insulated Aluminum / 1¾" thick / R-16.18	
American Tradition Series	p 4-9
Carriage House Models	
Insulated Steel / 2" thick / R-13.45	
Residential Aluminum 360 Series	p 10-11
Full View Aluminum / 2" thick	
2000 Series	p 12-13
Insulated Steel / 2" thick / R-17.66	
700 Series	p 14-15
Insulated Steel / 1¾" thick / R-16.18	
600 Series	p 16-17
Insulated Steel / 1¾" thick / R-13.45	
2400 Series	p 18-19
24 Gauge Steel / 2" thick / R-7.45 Available	
2500 Series	p 20-21
25 Gauge Steel / 2" thick / R-7.45 Available	
Wood Collection	p 22-23
Oak, Cherry, Mahogany, Ash & Walnut	
Window Options	p 24-27
Panel Options & Accessories	p 28
Color Options	p 29
Residential Warranty Information	p 30
Product Gauge Information	p 30
Quality & Environmental Commitment	p 32-33

Create your garage door and view it on your home at haascreate.com





INSULATED ALUMINUM
5000
Series

5000 Series / 2" or 1 3/4" thick / R-17.66 or 16.18

A Superior Alternative

Mother Nature throws some pretty nasty weather at your home. That's why Haas Door created the 5000 Series: the strength of an insulated garage door combined with long-lasting and corrosion-resistant aluminum. Filled with dense CFC-free polyurethane foam insulation, 5200 models are 2 inches thick with a calculated R-value of 17.66, while 5700 models are 1 3/4 inches thick and have a calculated R-value of 16.18.

5000 Series doors feature a tough, durable and weather-resistant Trinar® paint finish. Exposed for decades at weathering facilities in South Florida and other locations around the world, testing has proven Trinar® paints are more than capable of withstanding the degrading effects of weather extremes from the equator to the arctic. Backed by a limited lifetime warranty, the 5000 series is built to last while providing distinction and style.




5280/5780 in Trinar® almond with cathedral windows



5270/5770 in Trinar® white with prairie windows

Available Colors



Trinar® White

Trinar® Almond



Flush Stucco
Model 5210 (2" thick R-17.66)
Model 5710 (1 3/4" thick R-16.18)
 TL Windows p24
 Bevelite p24 (5710 only)
 Carriage Windows p25
 Ranch Windows p26
 Standard Windows p27

V-Groove Stucco
Model 5212 (2" thick R-17.66)
Model 5712 (1 3/4" thick R-16.18)
 TL Windows p24 (bottom)


Raised Ranch Stucco Panel
Model 5270 (2" thick R-17.66)
Model 5770 (1 3/4" thick R-16.18)
 Bevelite p24 (5770 only)
 Ranch Windows p26

Raised Standard Stucco Panel
Model 5280 (2" thick R-17.66)
Model 5780 (1 3/4" thick R-16.18)
 Bevelite p24 (5780 only)
 Standard Windows p27



5200

A **Full Thermal Break** is used in the tongue-and-groove construction of all 5000 series doors. This rigid vinyl extrusion seals the joints and eliminates metal-to-metal contact, which limits the transfer of temperature.



5700

5200 series doors include **Air Infiltration Seals**, which exceed the ASHRAE 90.1 Standard when installed with standard bottom seal and commonly available rigid/flexible vinyl door stop.

R-Value
17.66

R-Value
16.18

921 in sahara tan with brown overlays, 3-pane windows, handles and hinges



921 in bronze with brown overlays, 3-pane windows, handles and hinges



931 in mahogany



942 in hunter green



921 in charcoal with white overlays, 3-pane windows and handles



Timeless Beauty.

There are some things that never go out of style. They are timeless; they are classic. That is what Haas Door had in mind when we designed our American Tradition Series™ garage doors. Imagine the beauty of the 1800's carriage house—the tall rooflines, the warm gaslights, and the elegant handcrafted wooden doors detailed with wrought iron hardware.

At Haas Door, we have taken all the elegance of the original wooden carriage house door and updated it into a beautifully wood grain embossed door. Our handcrafted process uses modern technology and 21st century materials. Backed by a Lifetime Limited Warranty, American Tradition Series™ doors are the ideal choice to add the style and appeal of a genuine carriage house door that provides a stronger barrier to the elements than wood.





921 in ash



942 in polar white with solid arch



930 in polar white with double arch 8-pane windows



931 in almond with single arch 6-pane windows

Enjoy the handcrafted quality and rich traditional carriage house style without the maintenance of wood. The American Tradition Series™ doors contain CFC free polyurethane insulation with a calculated R-value of 13.45. They are available in thirteen solid and two wood grain base colors. Overlay boards are glued and pinned to the door and are available in the thirteen base colors, with an option to mix and match. (example: almond boards on a sandstone door) Two wood grain overlays are also available.


Solid Base Colors



Cool Black



Hunter Green



Polar White



Gray



Almond



Trinar® Brown



Sahara Tan



Bronze




Trinar® Beige



Sandstone



Brown




Trinar® White



Charcoal


Solid Overlay Colors




Cool Black



Hunter Green




White




Gray




Almond




Trinar® Brown




Sahara Tan



Bronze




Trinar® Beige



Sandstone



Brown



Charcoal

Wood Grain Base Colors



Mahogany



Ash

Wood Grain Overlay Colors

Color Note: Woodgrain overlays are handcrafted and can vary slightly in color like real wood.



Mahogany



Ash

Top section design styles

Frosted glass is available in all styles.
1/8" tempered is standard, 1/2" insulated tempered is optional.



Glazed Arch 3-Pane



Glazed 3-Pane



Glazed Arch 4-Pane



Glazed 4-Pane



Glazed Arch 6-Pane



Glazed 6-Pane



Glazed Arch 8-Pane



Glazed 8-Pane



Glazed Arch



Glazed



Solid Arch



Solid



940 in black with 8-pane windows



920 in white with 8-pane windows and handles



922 in sandstone with 6-pane windows

Single Doors



920 Plain (930 Arch)



921 Plain (931 Arch)



922 Plain (932 Arch)



940 Plain (950 Arch)



941 Plain (951 Arch)



942 Plain (952 Arch)

Double Doors



920 Plain (930 Arch)



940 Plain (950 Arch)



921 Plain (931 Arch)



941 Plain (951 Arch)



922 Plain (932 Arch)



942 Plain (952 Arch)

Decorative Hardware



Hinges (optional)



Handles (standard)

RA 360 in colony maple rails with 1/4" laminated frosted glass



RA 360 in painted bronze rails with 1/4" laminated frosted glass




RA 360 in clear anodized rails with 1/4" laminated frosted glass




RA 360 in charcoal rails with 1/4" laminated frosted glass


Available Aluminum Colors




Clear Anodized




Dark Bronze Anodized




Black Anodized




Polar White




Almond




Sahara Tan




Sandstone




Brown




Hunter Green



Gray



Painted Bronze



Charcoal

Available Powder Coated Wood Grain Colors



Oregon Douglas




National Oak



American Douglas



Knotty Pine




Colony Maple




European Cherry




Table Cherry




American Maple



Golden Oak



Teak




Cherry with Flame



National Cherry



National Walnut



Dark Walnut

Due to the printing process, colors may vary. For an accurate color match, contact your Haas Door dealer.

360 RESIDENTIAL ALUMINUM SERIES

RA 360 Series / 1 3/4" thick

Contemporary Style.

Take your home to a new level of sophistication with a 360 Series residential aluminum garage door from Haas Door. Each door is hand crafted and will add a modern contemporary look to any home. These doors feature a clean, sophisticated straight line look that is not only architecturally pleasing but will further enhance the elegance of your home.

Manufactured with rust and corrosion free commercial grade aluminum, each 360 Series door is built with tongue and groove section joints that will remain strong and durable for the life of the door.

The 360 series is available in nine painted finishes, along with three anodized colors, and 14 powder coated wood grain options. Custom-matched color and custom powder coating is also available. Glass options include 1/8 inch tempered, 1/4 inch laminate or 1/2 inch insulated tempered glass available in a variety of styles.

Add a new level of elegance to your home by installing a Haas 360 Series garage door today. Watch as your neighbors take notice of the clean, sophisticated and contemporary look. For more information, please visit our website: www.haasdoor.com

2000 series

2000 Series / 2" thick / R-17.66



2073 in sahara tan with colonial windows



2060 in ash with 3-pane windows, hinges and handles



2080 in cool black with colonial windows



2010 in bronze



2064 in mahogany with 3-pane arch windows, hinges and handles



2080 in charcoal with colonial windows


Built to Last.

The 2000 Series residential garage doors are not just beautiful, but are among the most energy efficient doors in the market, featuring a calculated R-value of 17.66. The 2000 Series doors are 2 inches thick, manufactured with heavy gauge galvanized steel that incorporates the look of embossed wood grain, and filled with dense CFC free polyurethane foam insulation.

A full line of panel styles and window options are also available. Quality, service, and pride in workmanship are what make Haas doors the best value available on the market. So much so, that each door is backed by a Lifetime Limited Warranty. Imagine the curb appeal our 2000 Series doors will add to your home!

R-Value
17.66

2000 series doors include **Air Infiltration Seals**, which exceed the ASHRAE 90.1 Standard when installed with standard bottom seal and commonly available rigid/flexible vinyl door stop.



A **Full Thermal Break** is used in the tongue-and-groove construction. This rigid vinyl extrusion seals the joints and eliminates metal-to-metal contact, which limits the transfer of temperature.



Flush
Model 2010
All colors except Cherry, Oak & Walnut
TL Windows p24
Carriage Windows p25
Ranch Windows p26
Standard Windows p27

V-Groove
Model 2012
All colors except Walnut
TL Windows p24

Ribbed Short Panel
Model 2060
All colors
Carriage Windows p25
Model 2072
All colors except Walnut
Ranch Windows p26
Model 2082
All colors except Walnut
Standard Windows p27

Recessed Short Panel
Model 2061
All colors except Cherry & Oak
Carriage Windows p25
Model 2071
All colors except Cherry, Oak & Walnut
Ranch Windows p26
Model 2081
All colors except Cherry, Oak & Walnut
Standard Windows p27

Ribbed Long Panel
Model 2064
All colors
Carriage Windows p25
Model 2074
All colors except Walnut
Ranch Windows p26

Recessed Long Panel
Model 2063
All colors except Cherry & Oak
Carriage Windows p25
Model 2073
All colors except Cherry, Oak & Walnut
Ranch Windows p26

(Model 2063 and 2073 are not available in 24" sections)

Raised Ranch Panel
Model 2070
All colors except Walnut
Ranch Windows p26

Raised Standard Panel
Model 2080
All colors except Walnut
Standard Windows p27

Sculptured Raised Panel
Model 2090
All colors except Walnut
Standard Windows p27

For more details on wood grain colors, see pg 22-23.

700 Series

700 Series / 1 3/4" thick / R-16.18



760 in mahogany with 6-pane arch windows



760 in american walnut, hinges and handles



764 in Trinar® beige with 3-pane windows, hinges and handles



761 in white with 3-pane windows, hinges and handles



764 in sandstone with 6-pane arch windows

Instant Curb Appeal.

The 700 Series Residential Garage Doors from Haas Door are made with heavy gauge galvanized steel and embossed with a deep wood grain. Combined with 1 3/4" thick, CFC free polyurethane, the 700 series is engineered for maximum energy efficiency and years of maintenance free use. A full range of color and window options, plus Limited Lifetime Warranty make the 700 series the ideal choice to add beauty and value to your home. For more information, please visit our website at: www.haasdoor.com

R-Value
16.18



Flush Model 710
All colors except Cherry, Oak & Walnut
Bevelite & TL p24
Carriage Windows p25
Ranch Windows p26
Standard Windows p27

V-Groove Model 712
All colors except Walnut
TL Windows p24

Ribbed Short Panel Model 760
All colors
Carriage Windows p25
Model 772
All colors except Walnut
Bevelite Windows p24
Ranch Windows p26
Model 782
All colors except Walnut
Bevelite Windows p24
Standard Windows p27

Recessed Short Panel Model 761
All colors except Cherry & Oak
Carriage Windows p25
Model 771
All colors except Cherry, Oak & Walnut
Bevelite Windows p24
Ranch Windows p26
Model 781
All colors except Cherry, Oak & Walnut
Bevelite Windows p24
Standard Windows p27

Ribbed Long Panel Model 764
All colors
Carriage Windows p25
Model 774
All colors except Walnut
Bevelite Windows p24
Ranch Windows p26

Recessed Long Panel Model 763
All colors except Cherry & Oak
Carriage Windows p25
Model 773
All colors except Cherry, Oak & Walnut
Bevelite Windows p24
Ranch Windows p26

(Model 763 and 773 are not available in 24" sections)

Raised Ranch Panel Model 770
All colors except Walnut
Bevelite Windows p24
Ranch Windows p26

Raised Standard Panel Model 780
All colors except Walnut
Bevelite Windows p24
Standard Windows p27

Sculptured Raised Panel Model 790
All colors except Walnut
Bevelite Windows p24
Standard Windows p27

For more details on wood grain colors, see pg 22-23.



A Full Thermal Break is used in the tongue-and-groove construction of all 700 series doors. This rigid vinyl extrusion seals the joints and eliminates metal-to-metal contact, which limits the transfer of temperature.



664 in charcoal with 3-pane double arch windows



674 in sahara tan with prairie windows, hinges and handles



660 in sandstone with 6-pane windows, hinges and handles



660 in american walnut with 3-pane windows



680 in ash

600 Series

Make a Statement.

The 600 Series combines the look of deep embossed wood grain with the strength and durability of heavy gauge galvanized steel for years of virtually maintenance free use without the worry of warping, cracking, or rotting. This series provides maximum energy efficiency with 1 3/8" thick, CFC free, polyurethane insulation that provides more than five times the insulating value of wood. Backed by a Limited Lifetime Warranty, the 600 Series is ideal in all climates and offers a full range of color and window options. Adding beauty and value to your home has never been so easy!

R-Value
13.45



Flush Model 610
All colors except Cherry, Oak & Walnut
Bevelite & TL p24
Carriage Windows p25
Ranch Windows p26
Standard Windows p27

V-Groove Model 612
All colors except Walnut
TL Windows p24

Ribbed Short Panel Model 660
All colors
Carriage Windows p25
Model 672
All colors except Walnut
Bevelite Windows p24
Ranch Windows p26
Model 682
All colors except Walnut
Bevelite Windows p24
Standard Windows p27

Recessed Short Panel Model 661
All colors except Cherry & Oak
Carriage Windows p25
Model 671
All colors except Cherry, Oak & Walnut
Bevelite Windows p24
Ranch Windows p26
Model 681
All colors except Cherry, Oak & Walnut
Bevelite Windows p24
Standard Windows p27

Ribbed Long Panel Model 664
All colors
Carriage Windows p25
Model 674
All colors except Walnut
Bevelite Windows p24
Ranch Windows p26

Recessed Long Panel Model 663
All colors except Cherry & Oak
Carriage Windows p25
Model 673
All colors except Cherry, Oak & Walnut
Bevelite Windows p24
Ranch Windows p26


(Model 663 and 673 are not available in 24" sections)

Raised Ranch Panel Model 670
All colors except Walnut
Bevelite Windows p24
Ranch Windows p26

Raised Standard Panel Model 680
All colors except Walnut
Bevelite Windows p24
Standard Windows p27

Sculptured Raised Panel Model 690
All colors except Walnut
Bevelite Windows p24
Standard Windows p27


For more details on wood grain colors, see pg 22-23.



A **Full Thermal Break** is used in the tongue-and-groove construction of all 600 series doors. This rigid vinyl extrusion seals the joints and eliminates metal-to-metal contact, which limits the transfer of temperature.



Available Colors



Polar White



Almond



Sahara Tan



Sandstone



Brown

2400 Series

Superior Craftsmanship.

The 2400 Series is a high quality, low maintenance line of garage doors designed to add distinction to any home. Experience the look of deeply embossed wood grain with the strength and durability of 24 gauge galvanized steel. The 2400 Series offers the look of wood without the worry of warping, cracking, or rotting.

The 2400 Series carries a Limited Lifetime Warranty as well as a full range of options including glazing, pre-finished color, and window style. Also available is an upgrade to energy efficient insulation with the 2410L, 2460L, 2461L, 2470L and 2480L models. Adding beauty and value to your home has never been so easy!

2400 Series / 2" thick / R-7.45 available



2470 in sahara tan with prairie windows



2460 in white with 6-pane windows, hinges and handles



2480 in almond



Flush Model 2410/2410L*
TL Windows p22 (bottom)
Carriage Windows p25
Ranch Windows p26
Standard Windows p27



Ribbed Short Panel Model 2460/2460L***
Carriage Windows p25
Model 2472/2472L*
Ranch Windows p26
Model 2482/2482L*
Standard Windows p27



Recessed Short Panel Model 2461/2461L***
Carriage Windows p25
Model 2471/2471L*
Ranch Windows p26
Model 2481/2481L*
Standard Windows p27



Raised Ranch Panel Model 2470/2470L*
Ranch Windows p26



Raised Standard Panel Model 2480/2480L*
Standard Windows p27




Insulated Laminate Back (L) - inside view



Tongue-and-groove construction is used in the manufacturing of all 2400 series doors. The door shown includes optional polystyrene insulation panel. (exterior cross section view)

* L indicates energy efficient insulated laminate back option
** indicates panel is not available in 18" sections

Available Colors



Polar White



Almond



Sahara Tan



Sandstone



Brown



2560 in sandstone with 6-pane double arch windows

2500 Series

2500 Series / 2" thick / R-7.45 available

Exceptional Value.

The 2500 Series is an attractive garage door line that combines the strength and durability of 25 gauge galvanized steel with the handsome appearance of natural wood grain. Built economically without sacrificing quality, the 2500 Series is an unmistakable value that will complement the appearance of any home.

The 2500 residential garage door series is engineered to offer beauty, practicality and affordability. An upgrade to energy efficient insulation is also available with the 2560L, 2561L, 2570L and 2580L models. As always, our doors are backed by a Limited Lifetime Warranty against rust through, warping or cracking.



2570 in white with sunset windows



2561 in almond with 6-pane windows



2580 in white with cascade windows



Ribbed Short Panel**
Model 2560/2560L*
 Carriage Windows p25
Model 2572/2572L*
 Ranch Windows p26
Model 2582/2582L*
 Standard Windows p27



Recessed Short Panel**
Model 2561/2561L*
 Carriage Windows p25
Model 2571/2571L*
 Ranch Windows p26
Model 2581/2581L*
 Standard Windows p27



Raised Ranch Panel
Model 2570/2570L*
 Ranch Windows p26



Raised Standard Panel
Model 2580/2580L*
 Standard Windows p27



Insulated Laminate Back
 (L) - inside view



Tongue-and-groove construction is used in the manufacturing of all 2500 series doors. The door shown includes optional polystyrene insulation panel. (exterior cross section view)

* L indicates energy efficient insulated laminate back option
 ** indicates panel is not available in 18" sections

WOOD COLLECTION



american walnut in ribbed short panel and 3-pane windows



American Walnut (above & left) features a bi-directional wood grain pattern, light stucco embossment and low gloss finish. American Walnut is available in the following 2000, 700 and 600 series residential models:



Ribbed Short Panel
2060, 760, 660



Recessed Short Panel
2061, 761, 661



Recessed Long Panel
2063, 763, 663



Ribbed Long Panel
2064, 764, 664

The Beauty of Wood Without the Maintenance.

The Haas Door Wood Collection doors are available in a baked on custom finish that gives you the exact appearance of real wood. Crafted from 26 gauge, galvanized steel, all of this beauty comes without the maintenance of wood or fiberglass, and is covered by our Limited Lifetime Warranty. With the Haas Door Wood Collection, no one will know the difference unless you tell them.



ash in ribbed short panel, 3-pane windows, with hinges and handles

Oak, Ash, Cherry and Mahogany are available on our 600, 700 and 2000 series residential doors.

Ash & Mahogany are also available in the American Tradition Series.



mahogany in ribbed long panel, 3-pane arch windows, with hinges and handles



Smooth Oak



Embossed Ash



Smooth Cherry



Embossed Mahogany

The Beauty of Wood

Bevelite™ Standard Series Windows

5710, 5780
 710, 780, 781, 782, 790
 610, 680, 681, 682, 690
 1/4" Acrylic, Shown in Brass (also available in Antique)
 Not Available in 5200 & 2000 Series



Bevelite™ Ranch Series Windows


5710, 5770
 710, 770, 771, 772, 773, 774
 610, 670, 671, 672, 673, 674
 1/4" Acrylic, Shown in Brass (also available in Antique)
 Not Available in 5200 & 2000 Series



TL Series Windows

5210, 5212
 2010, 2012
 3/4" Insulated
 Available in all door colors

5710, 5712
 710, 712
 610, 612
 1/2" Insulated
 Available only in Black




Carriage House Series Windows (not available in 18" sections)

5210
 2010, 2060, 2061, 2063, 2064
 3/4" Insulated
 3/4" Insulated Frosted

5710
 710, 760, 761, 763, 764
 610, 660, 661, 663, 664
 1/8" Tempered, 1/8" Tempered Frosted
 1/2" Insulated, 1/2" Insulated Frosted

2410, 2460, 2461
 2560, 2561
 1/8" Tempered
 1/8" Tempered Frosted




Ranch Series Windows

5210, 5270
2010, 2070, 2071, 2072, 2073, 2074
1/2" Insulated
1/2" Insulated Frosted

5710, 5770
710, 770, 771, 772, 773, 774
610, 670, 671, 672, 673, 674
1/8" Tempered, 1/8" Tempered Frosted
1/2" Insulated, 1/2" Insulated Frosted

2410, 2470, 2471, 2472
2570, 2571, 2572
1/8" Tempered
1/8" Tempered Frosted




Standard Series Windows


5210, 5280
2010, 2080, 2081, 2082, 2090
1/2" Insulated
1/2" Insulated Frosted

5710, 5780
710, 780, 781, 782, 790
610, 680, 681, 682, 690
1/8" DSB, 1/8" DSB Frosted
1/2" Insulated, 1/2" Insulated Frosted

2410, 2480, 2481, 2482
2580, 2581, 2582
1/8" DSB
1/8" DSB Frosted



Panel Options



Weather Seal and Wind Load


All Haas garage doors include a heavy vinyl bottom weather seal that seals out the elements and repels the most hostile weather conditions.

Haas garage doors are available in a wide range of design pressures for wind load requirements. Contact your local dealer for more information about wind load requirements in your area.



Unique Paint System

All Haas steel garage doors include a three-tier, corrosion resistant protective finish with a polyurethane primer and a durable polyester finish coat on the interior and exterior. Haas Door's paint thickness is one of the highest in the industry.



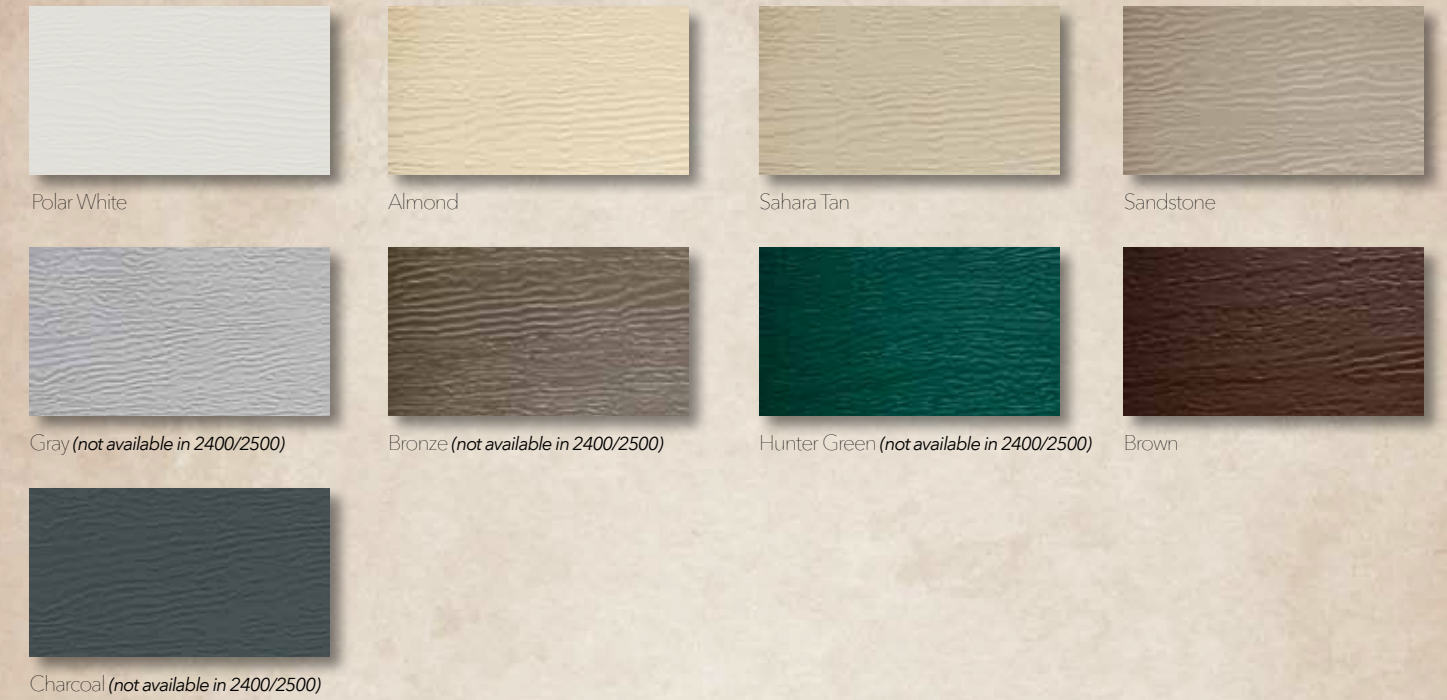
Accessories

Optional decorative hardware is available on all models.




Color Options

Standard Colors




Wood Grain Colors (not available in 2400 & 2500 series)



Bi-Directional Wood Grain Color (only available in the panels and models listed below)



Premium Colors (not available in 2400 & 2500 series)



*Trinar® colors carry a 35 year finish warranty, making them ideal for projects that require lasting durability and beauty.
 **Cool Black includes a cool chemistry paint finish but is not recommended for projects with extreme exposures to heat and light.

Due to the printing process, colors may vary. For the most accurate color match, see your Haas Door dealer for a metal color selector.

Residential Warranty Information

5000 Series - Insulated Aluminum

- Lifetime Delamination Warranty
- 6 Year Hardware Warranty
- 3 Year Spring Warranty
- 1 Year All Other Components

American Tradition™ Series

- Lifetime Delamination and Rust-through Warranty
- 6 Year Hardware Warranty
- 5 Year Overlay Warranty
- 3 Year Spring Warranty
- 1 Year All Other Components

Residential Aluminum 360 Series

- 6 Year Hardware Warranty
- 5 Year Finish Warranty
- 3 Year Spring Warranty
- 1 Year All Other Components

2000, 700, 600 Series - Insulated Steel

- Lifetime Delamination and Rust-through Warranty
- 6 Year Hardware Warranty
- 3 Year Spring Warranty
- 1 Year All Other Components

2400 Series - Steel

- Lifetime Rust-through Warranty
- 6 Year Hardware Warranty
- 3 Year Spring Warranty
- 1 Year All Other Components

2500 Series - Steel

- Lifetime Rust-through Warranty
- 3 Year Hardware Warranty
- 3 Year Spring Warranty
- 1 Year All Other Components



Product Gauge Information

5000 Series - Insulated Aluminum

24 gauge aluminum

American Tradition™ Series

26 gauge steel

Residential Aluminum 360 Series

0.65" minimum aluminum tubular extrusion

2000, 700, 600 Series - Insulated Steel

26 gauge steel

2400 Series - Steel

24 gauge steel

2500 Series - Steel

24 gauge nominal steel



Haas Door is Committed to Quality.

As a member of the Door and Access Systems Manufacturers Association (DASMA), Haas Door is committed to industry standards for quality and safety. In addition to these guidelines, Haas Door has developed its own quality assurance procedures.

Each raw material used in the manufacturing process is inspected daily for quality assurance. Steel used on the inside and outside skins is checked for accuracy in thickness and finish. The insulation material, a high density CFC free polyurethane foam, is tested continuously on each production line to ensure that the correct density, blend of material, cure time and calculated R-values are achieved.

Samples of manufactured doors are tested for quality and durability. Doors are cycled tens of thousands of times to test the performance and endurance of the sections, hinges, springs, cables, rollers, bottom seals, and track. Strength is measured using two separate tests. Individual sections are subjected to a dead load test, and complete doors are wind load tested. This ensures that Haas garage doors will meet wind load requirements for building codes across the country.

Haas continues to perform testing outside of the manufacturing facility, as both prototype and current doors are installed in various locations and monitored for durability. External labs are also used to test specific components to ensure quality standards.

Quality people and quality products are what make Haas Door the best garage door manufacturer in the industry. Open the door to endless possibilities!



Environmental Responsibility

Haas Door Company manufactures all garage doors in the U.S. and is committed to providing quality products that are safe for our customers and to the environment. Haas garage doors are made from steel that contains 80% recycled material. A plastic thermal break, made with recycled materials, separates each door section to eliminate metal-to-metal contact and the transfer of temperature. Haas also uses CFC-free polyurethane insulation, which results in some of the most energy-efficient doors on the market. Good for the environment and saves energy!

Haas Door has also implemented an ongoing improvement plan to gain efficiency and reduce waste, including a recycling program for scrap metal, cardboard and plastic. Many suppliers are regional, which minimizes fuel costs, and material packaging is reused or recycled whenever possible.





Rev. 2.3
©Haas Door 2017

320 Sycamore
Wauseon, OH 43567

haasdoor.com



open the door to
endless possibilities